

Sky-e

PROXIMITY SENSOR (Short Form)

For Industrial Automation



- Inductive Proximity Sensor
- Capacitive Proximity Sensor
- Cable & Connector

INDUCTIVE PROXIMITY SENSOR

Diameter				Q28x16x10			Q28x16x10			Q16		Q18
● Shielded ○ Non-shielded				●		○	●		○	○		○
Switching Distance, Sn: mm				1mm,2mm,3mm		2mm,4mm,6mm	1mm,2mm,3mm		2mm,4mm,6mm	4mm		4mm
Picture												
Inductive Sensors	DC	Normal Sensing	DC NPN N.O. or N.C.	P1S1P2801N□3A2	1	P1S2P2802N□3A2	P1S1P2801N□3A2X	1	P1S2P2802N□3A2X	P1S2P1604N□3A2	1	P1S2P1804N□3A2
			DC PNP N.O. or N.C.	P1S1P2801P□3A2	2	P1S2P2802P□3A2	P1S1P2801P□3A2X	2	P1S2P2802P□3A2X	P1S2P1604P□3A2	2	P1S2P1804P□3A2
		Extended Sensing	DC NPN N.O. or N.C.	P1S1P2802N□3A2	1	P1S2P2804N□3A2	P1S1P2802N□3A2X	1	P1S2P2804N□3A2X			
			DC PNP N.O. or N.C.	P1S1P2802P□3A2	2	P1S2P2804P□3A2	P1S1P2802P□3A2X	2	P1S2P2804P□3A2X			
		Long Sensing	DC NPN N.O. or N.C.	P1S1P2803N□3A2	1	P1S2P2806N□3A2	P1S1P2803N□3A2X	1	P1S2P2806N□3A2X			
			DC PNP N.O. or N.C.	P1S1P2803P□3A2	2	P1S2P2806P□3A2	P1S1P2803P□3A2X	2	P1S2P2806P□3A2X			
		DC 6-12V NAMUR Senosrs										
	AC	AC N.O. or N.C.										
	AC/DC	AC/DC N.O. or N.C.										
Capacitive Sensors			DC NPN N.O. or N.C.									
			DC PNP N.O. or N.C.									
			AC N.O. or N.C.									
			AC/DC N.O. or N.C.									
Dimensions(unit:mm)				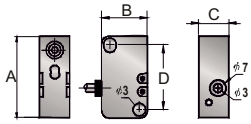			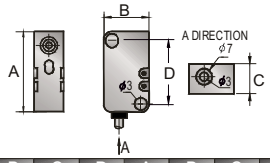			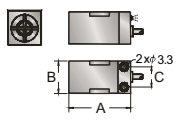		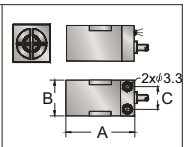
TYPE	A	B	C	D	A	B	C	D	A	B	C	D
DCInductive					27.8	15.8	10.3	22.2	27.8	15.8	10.3	22.2
AC or AC/DC Inductive												
DC Capacitive												
AC or AC/DC Capacitive												
NAMUR Sensor												
Connection					3∅3x0.15				3∅3x0.15			
Weight					Approx.55 g				Approx.55 g			

Diameter				Q28x16x10			Q16		Q18
● Shielded ○ Non-shielded				●		○	○		○
Switching Distance, Sn: mm				1mm,2mm,3mm		2mm,4mm,6mm	4mm		4mm
Picture									
Inductive Sensors	DC	Normal Sensing	DC NPN N.O. or N.C.	P1S1P2801N□3A2	1	P1S2P2802N□3A2	P1S1P2801N□3A2X	1	P1S2P2802N□3A2X
			DC PNP N.O. or N.C.	P1S1P2801P□3A2	2	P1S2P2802P□3A2	P1S1P2801P□3A2X	2	P1S2P2802P□3A2X
		Extended Sensing	DC NPN N.O. or N.C.	P1S1P2802N□3A2	1	P1S2P2804N□3A2	P1S1P2802N□3A2X	1	P1S2P2804N□3A2X
			DC PNP N.O. or N.C.	P1S1P2802P□3A2	2	P1S2P2804P□3A2	P1S1P2802P□3A2X	2	P1S2P2804P□3A2X
		Long Sensing	DC NPN N.O. or N.C.	P1S1P2803N□3A2	1	P1S2P2806N□3A2	P1S1P2803N□3A2X	1	P1S2P2806N□3A2X
			DC PNP N.O. or N.C.	P1S1P2803P□3A2	2	P1S2P2806P□3A2	P1S1P2803P□3A2X	2	P1S2P2806P□3A2X
		DC 6-12V NAMUR Senosrs							
	AC	AC N.O. or N.C.							
	AC/DC	AC/DC N.O. or N.C.							
Capacitive Sensors			DC NPN N.O. or N.C.						
			DC PNP N.O. or N.C.						
			AC N.O. or N.C.						
			AC/DC N.O. or N.C.						
Dimensions(unit:mm)									
TYPE	A	B	C	D	A	B	C	D	A	B	C	D
DCInductive					27.8	15.8	10.3	22.2	27.8	15.8	10.3	
AC or AC/DC Inductive												
DC Capacitive												
AC or AC/DC Capacitive												
NAMUR Sensor												
Connection					3∅3x0.15				3∅3x0.15			
Weight					Approx.55 g				Approx.55 g			

Diameter				Q18C		Q18C	Q40x25x12			Q30x50x7		
● Shielded ○ Non-shielded				○		○	●		○	●		○
Switching Distance, Sn: mm				4mm		4mm	2mm		4mm	6mm		10mm
Picture												
Inductive Sensors	DC	Normal Sensing	DC NPN N.O. or N.C.	P1S2P18C04N□3A2	1	P1S2P18C04N□PA3	P1S1P4002N□3A2	1	P1S2P4004N□3A2			
			DC PNP N.O. or N.C.	P1S2P18C04P□3A2	2	P1S2P18C04P□PA3	P1S1P4002P□3A2	2	P1S2P4004P□3A2			
		Extended Sensing	DC NPN N.O. or N.C.									
			DC PNP N.O. or N.C.									
		Long Sensing	DC NPN N.O. or N.C.									
			DC PNP N.O. or N.C.									
		DC 6-12V NAMUR Senosrs										
	AC	AC N.O. or N.C.		P7S2P18C04A□3B2	6		P7S1P4002A□3B2	6	P7S2P4004A□3B2			
	AC/DC	AC/DC N.O. or N.C.										
Capacitive Sensors			DC NPN N.O. or N.C.							C1S1P3006N□3A2/T	1	C1S2P3010N□3A2/T
			DC PNP N.O. or N.C.							C1S1P3006P□3A2/T	2	C1S2P3010P□3A2/T
			AC N.O. or N.C.									
			AC/DC N.O. or N.C.									
Dimensions(unit:mm)				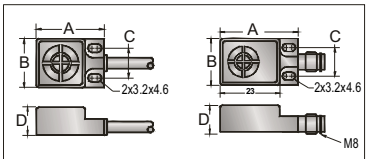			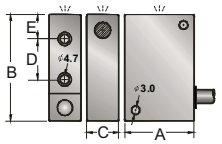			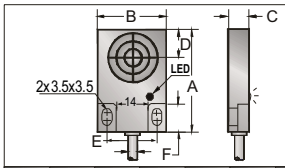		
TYPE	A	B	C	D	A	B	C	D	A	B	C	D	E	F	G	H	A	B	C	D	E	F	G	H
DCInductive					30.5	18	12.2	10	30.5	18	12.2	10	26	40	12	15.5	10							
AC or AC/DC Inductive					30.5	18	12.2	10					26	40	12	15.5	10							
DC Capacitive																		50	30	7	15	22	12	
AC or AC/DC Capacitive																								
NAMUR Sensor																								
Connection					4∅3x0.15 or 4∅3x0.34				Pico-Style(M8)				4∅3x0.34					4∅3x0.15						
Weight					Approx.46 g				Approx.21 g				Approx.46 g					Approx.90 g						

INDUCTIVE PROXIMITY SENSOR

Diameter				Q40			Q40		Q50			Q50	
● Shielded ○ Non-shielded				● ◑ ○		● ◑ ○	● ◑ ○		○			○	○
Switching Distance, Sn: mm				15mm,20mm,30mm		15mm,20mm,30mm	15mm,20mm,30mm		40mm			40mm	40mm
Picture													
Inductive Sensors	DC	Sn:15mm	DC NPN N.O. or N.C.	P1S1P4015N□3A	3	P1S1P4015N□EA4	P1S1P4015N□ZA4	3					
			DC PNP N.O. or N.C.	P1S1P4015P□3A	3	P1S1P4015P□EA4	P1S1P4015P□ZA4	3					
		Sn:20mm	DC NPN N.O. or N.C.	P1S2P4020N□3A	3	P1S2P4020N□EA4	P1S2P4020N□ZA4	3					
			DC PNP N.O. or N.C.	P1S2P4020P□3A	3	P1S2P4020P□EA4	P1S2P4020P□ZA4	3					
		Sn:30mm	DC NPN N.O. or N.C.	P1S2P4030N□3A	3	P1S2P4030N□EA4	P1S2P4030N□ZA4	3					
			DC PNP N.O. or N.C.	P1S2P4030P□3A	3	P1S2P4030P□EA4	P1S2P4030P□ZA4	3					
		Sn:40mm	DC NPN N.O. or N.C.					3	P1S2P5040N□3A	P1S2P5040N□EA4	3	P1S2P5040N□ZA4	
			DC PNP N.O. or N.C.					3	P1S2P5040P□3A	P1S2P5040P□EA4	3	P1S2P5040P□ZA4	
	AC	Sn:15mm	AC N.O. or N.C.	P7S1P4015A□2B	3	P7S1P4015A□MB3	P7S1P4015A□ZB2	3					
		Sn:20mm	AC N.O. or N.C.	P7S2P4020A□2B	3	P7S2P4020A□MB3	P7S2P4020A□ZB2	3					
		Sn:30mm	AC N.O. or N.C.	P7S2P4030A□2B	3	P7S2P4030A□MB3	P7S2P4030A□ZB2	3					
		Sn:40mm	AC N.O. or N.C.					3	P7S2P5040A□2B	P7S2P5040A□MB3	3	P7S2P5040A□ZB2	
	AC/DC	Sn:15mm	AC/DC N.O. or N.C.	P8S1P4015U□2B	3	P8S1P4015U□MB3	P8S1P4015U□ZA2	3					
		Sn:20mm	AC/DC N.O. or N.C.	P8S2P4020U□2B	3	P8S2P4020U□MB3	P8S2P4020U□ZA2	3					
		Sn:30mm	AC/DC N.O. or N.C.	P8S2P4030U□2B	3	P8S2P4030U□MB3	P8S2P4030U□ZA2	3					
		Sn:40mm	AC/DC N.O. or N.C.					3	P8S2P5040U□2B	P8S2P5040U□MB3	3	P8S2P5040U□ZA2	

Dimensions(unit:mm)

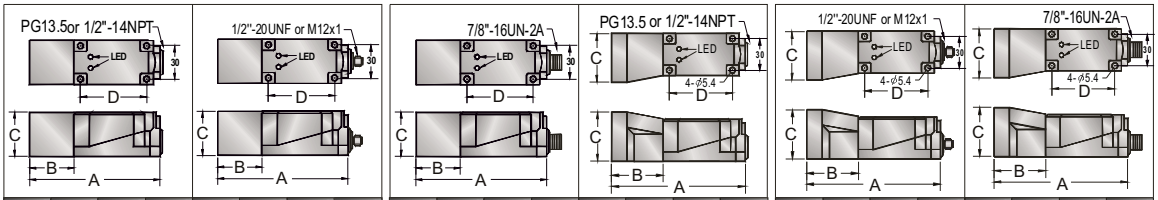

TYPE	A	B	C	D	A	B	C	D	A	B	C	D	A	B	C	D	A	B	C	D	A	B	C	D
DCInductive					118	40	40	60	118	40	40	60	118	40	40	60	128	50	50	60	128	50	50	60
AC or AC/DC Inductive					118	40	40	60	118	40	40	60	118	40	40	60	128	50	50	60	128	50	50	60

Connection	Terminal		Euro-Style(M12)		7/8"-16UN-2A			Terminal		Euro-Style(M12)		7/8"-16UN-2A	
Weight	Approx.250g				Approx.250g					Approx.250g			

Diameter		M8 pico-style		M12 Euro-style			M12 Micro-style
Feature		● Female pico-style ● Screw locking with (auto) securing safety nut ● With moulded cable		● Female Euro-style ● Screw locking with (auto) securing safety nut ● With moulded cable			● Female Micro-style ● Screw locking with (auto) securing safety nut ● With moulded cable ● PVC offers good resistance to and chemicals
Picture							
Part-No		P-FS3WLV012	P-FA3WLV012	E-FS4WLV042		E-FA4WLV042	M-FS3WLV052
Poles		3		4			3
Face View Female							
Color Code		1=brown 3=blue 4=black		1=brown 2=white 3=blue 4=black			1=green 2=red/ black 3=red / white
Conductors	Gage	0.34mm²		0.25mm²	0.34mm²	0.25mm²	0.25mm²
	Stranding	42xΦ0.10		32xΦ0.10	42xΦ0.10	32xΦ0.10	26xΦ0.13
Outer Jacket	Φmm	5.0		5.0			5.0
	Material	PVC		PVC	PVC Irradiated	PUR / PVC	PVC
Dimensions (unit: mm)		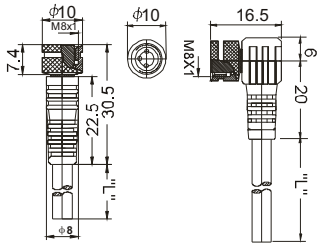		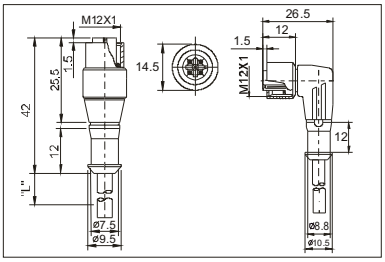			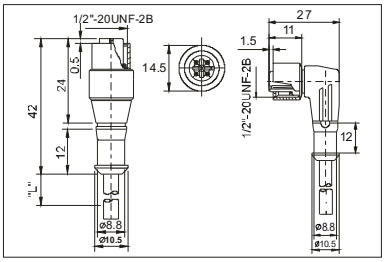
		Standard Length: 2.0 m, 5.0 m, 7.5 m, 10.0 m. Other cable Length or cable specifications on request		Standard Length: 2.0 m, 5.0 m, 7.5 m, 10.0 m. Other cable Length or cable specifications on request			Standard Length: 2.0 m, 5.0 m, 7.5 m, 10.0 m. Other cable Length or cable specifications on request

INDUCTIVE PROXIMITY SENSOR

Diameter				ϕ3		M4		ϕ4		M5		M5		Q5x5x26	
● Shielded ○ Non-shielded				●		●		●		●		●		●	
Switching Distance, Sn: mm				0.6 mm		0.6 mm		0.8 mm		0.8 mm		0.8 mm		0.8 mm	
Picture															
Inductive Sensors	DC	Normal Sensing	DC NPN N.O. or N.C.	P1D1S030.6N□3A2	1	P1C1S040.6N□3A2		P1D1S040.8N□3A2	1	P1C1S050.8N□3A2		P1C1S050.8N□PA3	1	P1S1B550.8N□3A2	
			DC PNP N.O. or N.C.	P1D1S030.6P□3A2	2	P1C1S040.6P□3A2		P1D1S040.8P□3A2	2	P1C1S050.8P□3A2		P1C1S050.8P□PA3	2	P1S1B550.8P□3A2	
		Extended Sensing	DC NPN N.O. or N.C.												
			DC PNP N.O. or N.C.												
		Long Sensing	DC NPN N.O. or N.C.												
			DC PNP N.O. or N.C.												
		DC 6-12V NAMUR Senosrs						P6D1S040.8NA	7	P6D1S050.8NA					
	AC	AC N.O. or N.C.													
	AC/DC	AC/DC N.O. or N.C.													
Capacitive Sensors			DC NPN N.O. or N.C.												
			DC PNP N.O. or N.C.												
			AC N.O. or N.C.												
			AC/DC N.O. or N.C.												

□=O: N.O.
□=C: N.C.
Other is same

Wiring diagram number
See P-07
Other is Same

S= Stainless steel Housing
B= Brass Housing
P= Plastic Housing

Dimensions(unit:mm)

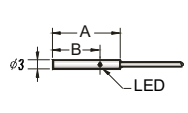

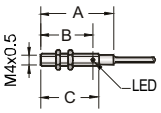

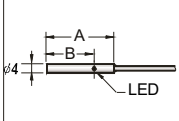

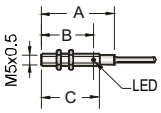

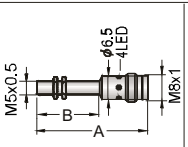

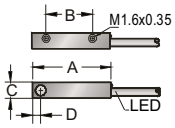

TYPE	A	B	C	D	A	B	C	D	A	B	C	D	A	B	C	D	A	B	C	D	A	B	C	D	A	B	C	D
DCInductive					25	18			25	18	19		25	19			28	19	23		40	21			26	14	5	3
AC or AC/DC Inductive																												
DC Capacitive																												
AC or AC/DC Capacitive																												
NAMUR Sensor													20	0			20	0	15									

Connection	2.3ϕ 3x0.15	2.7ϕ 3x0.15	2.7ϕ 3x0.15	2.7ϕ 3(2)x0.15	Pico-Style(M8)	2.3ϕ 3x0.15
Weight	approx.25 g	approx.25 g	approx.25 g	approx.25 g	approx.14 g	Approx.30 g

Diameter				M18		M18		M30	
● Shielded ○ Non-shielded				●	○	●	○	●	○
Switching Distance, Sn: mm				5mm,8mm,12mm	8mm,15mm,16mm,20mm	5mm,8mm,12mm	8mm,16mm,20mm	10mm,16mm,20mm,22mm	15mm,25mm,30mm,40mm
Picture									
Inductive Sensors	DC	Normal Sensing	DC NPN N.O. or N.C.	P1C1B1805N□EA4	1 P1C2B1808N□EA4	P1C1B1805N□ZA4	1 P1C2B1808N□ZA4	P1C1B3010N□3A2	1 P1C2B3015N□3A2
			DC PNP N.O. or N.C.	P1C1B1805P□EA4	2 P1C2B1808P□EA4	P1C1B1805P□ZA4	2 P1C2B1808P□ZA4	P1C1B3010P□3A2	2 P1C2B3015P□3A2
		Extended Sensing	DC NPN N.O. or N.C.	P1C1B1808N□EA4	1 P1C2B1816N□EA4	P1C1B1808N□ZA4	1 P1C2B1816N□ZA4	P1C1B3016N□3A2	1 P1C2B3025N□3A2
			DC PNP N.O. or N.C.	P1C1B1808P□EA4	2 P1C2B1816P□EA4	P1C1B1808P□ZA4	2 P1C2B1816P□ZA4	P1C1B3016P□3A2	2 P1C2B3025P□3A2
		Long Sensing	DC NPN N.O. or N.C.	P1C1B1812N□EA4	1 P1C2B1820N□EA4	P1C1B1812N□ZA4	1 P1C2B1820N□ZA4	P1C1B3022N□3A2	1 P1C2B3040N□3A2
			DC PNP N.O. or N.C.	P1C1B1812P□EA4	2 P1C2B1820P□EA4	P1C1B1812P□ZA4	2 P1C2B1820P□ZA4	P1C1B3022P□3A2	2 P1C2B3040P□3A2
		DC 6-12V NAMUR Senosrs						P6D1B3010NA	7 P6D2B3015NA
	AC	AC N.O. or N.C.		P7C1B1805A□MB3	4 P7C2B1808A□MB3	P7C1B1805A□ZB3	4 P7C2B1808A□ZB3	P7C1B3010A□ 3B2	4 P7C2B3015A□3B2
	AC/DC	AC/DC N.O. or N.C.		P8C1B1805U□MB3	4 P8C2B1808U□MB3	P8C1B1805U□ZB3	4 P8C2B1808U□ZB3	P8C1B3010U□3A2	4 P8C2B3015U□3A2
Capacitive Sensors			DC NPN N.O. or N.C.	C1C1P1808N□EA4	1 C1C2P1815N□EA4			C1C1P3020N□3A2	1 C1C2P3030N□3A2
			DC PNP N.O. or N.C.	C1C1P1808P□EA4	2 C1C2P1815P□EA4			C1C1P3020P□3A2	2 C1C2P3030P□3A2
			AC N.O. or N.C.	C7C1P1808A□MB3	6 C7C2P1815A□MB3			C7C1P3020A□2B2	6 C7C2P3030A□2B2
			AC/DC N.O. or N.C.	C8C1P1808U□MB3	6 C8C2P1815U□MB3			C8C1P3020U□2B2	6 C8C2P3030U□2B2

Dimensions(unit:mm)

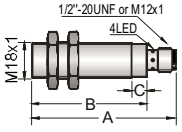

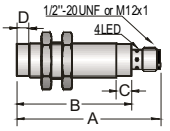

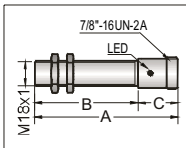

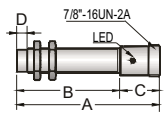

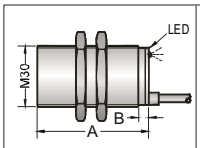

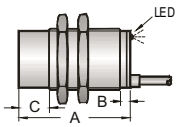

TYPE	A	B	C	D	A	B	C	D	A	B	C	D	A	B	C	D	A	B	C	D	A	B	C	D	A	B	C	D
DCInductive					79	65	15		79	65	15	12	96	65	31		96	65	31	12	55	5			55	5	15	
AC or AC/DC Inductive					79	65	15		79	65	15	12	96	65	31		96	65	31	12	80	20			80	20	15	
DC Capacitive					90	79	15		90	79	15	12									80	20			80	20	15	
AC or AC/DC Capacitive					90	79	15		90	79	15	12									80	20			80	20	15	
NAMUR Sensor																					40	0			45	0	15	

Connection	Euro-Style(M12) or Micro-Style(M12)	7/8"-16UN-2A	4.0ϕ3x0.34 or 5.8ϕ 3x0.5 or 5.8ϕ2x0.5	
Weight	Approx.91g	Approx.94g	Approx.220g	Approx.217g

ϕ 6.5			ϕ 6.5			ϕ 6.5			M8		
●		○	●		○	●		○	●		○
1mm,2mm,3mm		2mm,4mm,6mm	1mm,2mm,3mm		2mm,4mm,6mm	1mm,2mm,3mm		2mm,4mm,6mm	1mm,2mm,3mm		2mm,4mm,6mm
P1D1S6.501N□3A2	1	P1D2S6.502N□3A2	P1D1S6.501N□PA3	1	P1D2S6.502N□PA3	P1D1S6.501N□EA4	1	P1D2S6.502N□EA4	P1C1S0801N□3A2	1	P1C2S0802N□3A2
P1D1S6.501P□3A2	2	P1D2S6.502P□3A2	P1D1S6.501P□PA3	2	P1D2S6.502P□PA3	P1D1S6.501P□EA4	2	P1D2S6.502P□EA4	P1C1S0801P□3A2	2	P1C2S0802P□3A2
P1D1S6.502N□3A2	1	P1D2S6.504N□3A2	P1D1S6.502N□PA3	1	P1D2S6.504N□PA3	P1D1S6.502N□EA4	1	P1D2S6.504N□EA4	P1C1S0802N□3A2	1	P1C2S0804N□3A2
P1D1S6.502P□3A2	2	P1D2S6.504P□3A2	P1D1S6.502P□PA3	2	P1D2S6.504P□PA3	P1D1S6.502P□EA4	2	P1D2S6.504P□EA4	P1C1S0802P□3A2	2	P1C2S0804P□3A2
P1D1S6.503N□3A2	1	P1D2S6.506N□3A2	P1D1S6.503N□PA3	1	P1D2S6.506N□PA3	P1D1S6.503N□EA4	1	P1D2S6.506N□EA4	P1C1S0803N□3A2	1	P1C2S0806N□3A2
P1D1S6.503P□3A2	2	P1D2S6.506P□3A2	P1D1S6.503P□PA3	2	P1D2S6.506P□PA3	P1D1S6.503P□EA4	2	P1D2S6.506P□EA4	P1C1S0803P□3A2	2	P1C2S0806P□3A2
P6D1S0601NA	7	P6D2S0602NA							P6D1S0801NA	7	P6D2S0802NA
C1D1B6.501N□3A2	1	C1D2B6.502N□3A2	C1D1B6.501N□PA3	1	C1D2B6.502N□PA3	C1D1B6.501N□EA4	1	C1D2B6.502N□EA4	C1C1B0801N□3A2	1	C1C2B0802N□3A2
C1D1B6.501P□3A2	2	C1D2B6.502P□3A2	C1D1B6.501P□PA3	2	C1D2B6.502P□PA3	C1D1B6.501P□EA4	2	C1D2B6.502P□EA4	C1C1B0801P□3A2	2	C1C2B0802P□3A2
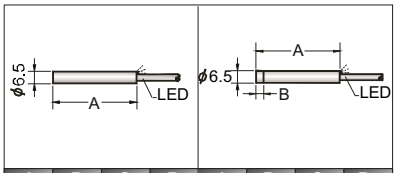			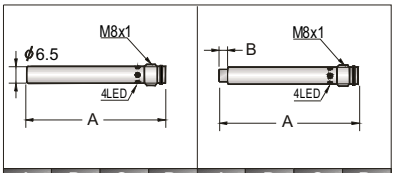			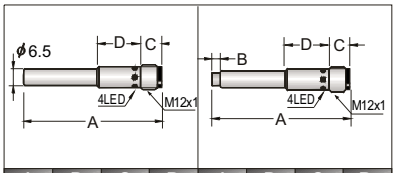			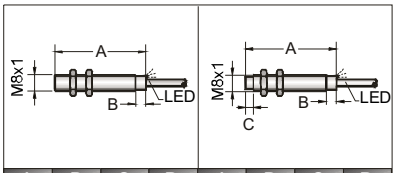		
A B C D	A B C D		A B C D	A B C D		A B C D	A B C D		A B C D	A B C D	
45	45 4		60	60 4		70 8 23	70 4 10 21		45 5	45 5 4	
45	45 4		60	60 4		70 8 23	70 4 10 21		45 5	45 5 4	
25	25 4								25 0	25 0 4	
3ϕ3x0.15 or 3ϕ2x0.15			Pico-Style(M8)			Euro-Style(M12)			3ϕ3x0.15 or 3ϕ4x0.15 or 3ϕ2x0.15		
Approx.26 g		Approx.26 g	Approx.17 g		Approx.16 g	Approx.25 g			Approx.40 g		

M30			M30			M30			ϕ 34		
●		○	●		○	●		○	●		○
10mm,16mm,22mm		15mm,25mm,40mm	10mm,16mm,20mm,22mm		15mm,25mm,30mm,40mm	10mm,16mm,20mm,22mm		15mm,25mm,30mm,40mm	25mm		35mm
											
P1C1B3010N□3S2	1	P1C2B3015N□3S2	P1C1B3010N□EA4	1	P1C2B3015N□EA4	P1C1B3010N□ZA4	1	P1C2B3015N□ZA4			
P1C1B3010P□3S2	2	P1C2B3015P□3S2	P1C1B3010P□EA4	2	P1C2B3015P□EA4	P1C1B3010P□ZA4	2	P1C2B3015P□ZA4			
P1C1B3016N□3S2	1	P1C2B3025N□3S2	P1C1B3016N□EA4	1	P1C2B3025N□EA4	P1C1B3016N□ZA4	1	P1C2B3025N□ZA4			
P1C1B3016P□3S2	2	P1C2B3025P□3S2	P1C1B3016P□EA4	2	P1C2B3025P□EA4	P1C1B3016P□ZA4	2	P1C2B3025P□ZA4			
P1C1B3022N□3S2	1	P1C2B3040N□3S2	P1C1B3022N□EA4	1	P1C2B3040N□EA4	P1C1B3022N□ZA4	1	P1C2B3040N□ZA4			
P1C1B3022P□3S2	2	P1C2B3040P□3S2	P1C1B3022P□EA4	2	P1C2B3040P□EA4	P1C1B3022P□ZA4	2	P1C2B3040P□ZA4			
									S= Stainless steel Housing B= Brass Housing P= Plastic Housing		
P7C1B3010A□ 3S2	4	P7C2B3015A□3S2	P7C1B3010A□ MB3	4	P7C2B3015A□MB3	P7C1B3010A□ ZB3	4	P7C2B3015A□ZB3			
P8C1B3010U□3S2	4	P8C2B3015U□3S2	P8C1B3010U□MA3	4	P8C2B3015U□MA3	P8C1B3010U□ZA3	4	P8C2B3015U□ZA3			
			C1C1P3020N□EA4	1	C1C2P3030N□EA4	C1C1P3020N□ZA4	1	C1C2P3030N□ZA4	C1D1P3425N□3A2	1	C1D2P3435N□3A2
			C1C1P3020P□EA4	2	C1C2P3030P□EA4	C1C1P3020P□ZA4	2	C1C2P3030P□ZA4	C1D1P3425P□3A2	2	C1D2P3435P□3A2
			C7C1P3020A□MB3	6	C7C2P3030A□MB3	C7C1P3020A□ZB3	6	C7C2P3030A□ZB3	C7D1P3425A□2B2	6	C7D2P3435A□2B2
			C8C1P3020U□ MB3	6	C8C2P3030U□ MB3	C8C1P3020U□ Zb3	6	C8C2P3030U□ ZB3	C8D1P3425U□ 2B2	6	C8D2P3435U□ 2B2
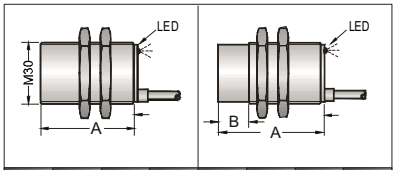			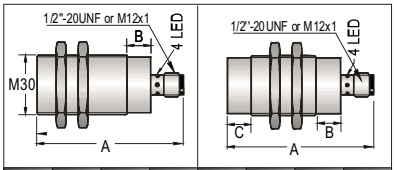			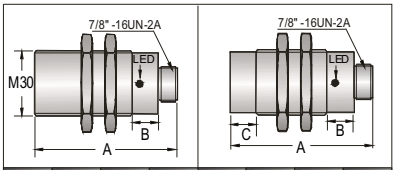			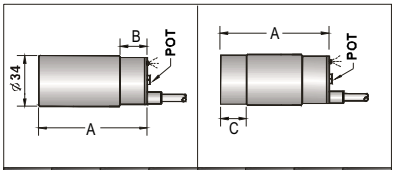		
A B C D	A B C D		A B C D	A B C D		A B C D	A B C D		A B C D	A B C D	
35	40 15		78 15	78 15 15		96 20	96 20 15				
40	45 15		78 15	78 15 15		96 20	96 20 15				
			90 20	90 20 15		96 20	96 20 15		80 20	80 20 20	
			90 20	90 20 15		96 20	96 20 15		80 20	80 20 20	
5.8ϕ 3x0.5			Euro-Style(M12) or Micro-Style(M12)			7/8" -16UN-2A			5.8ϕ 3x0.5 or 5.8ϕ 2x0.5		
Approx.209g		Approx.208g	Approx.187g		Approx.179g	Approx.187g		Approx.179g	Approx.248g		Approx.251g

M8		M8		Q8x8	Q8x8	M12	
●	○	●	○	●	●	●	○
1mm,2mm,3mm	2mm,4mm,6mm	1mm,2mm,3mm	2mm,4mm,6mm	1mm,2mm,3mm	1mm,2mm,3mm	2mm,3mm,4mm,6mm	4mm,6mm,8mm,10mm
							
P1C1S0801N□PA3	1	P1C2S0802N□PA3		P1C1S0801N□EA4	1	P1C2S0802N□EA4	
P1C1S0801P□PA3	2	P1C2S0802P□PA3		P1C1S0801P□EA4	2	P1C2S0802P□EA4	
P1C1S0802N□PA3	1	P1C2S0804N□PA3		P1C1S0802N□EA4	1	P1C2S0804N□EA4	
P1C1S0802P□PA3	2	P1C2S0804P□PA3		P1C1S0802P□EA4	2	P1C2S0804P□EA4	
P1C1S0803N□PA3	1	P1C2S0806N□PA3		P1C1S0803N□EA4	1	P1C2S0806N□EA4	
P1C1S0803P□PA3	2	P1C2S0806P□PA3		P1C1S0803P□EA4	2	P1C2S0806P□EA4	
C1C1B0801N□PA3	1	C1C2B0802N□PA3		C1C1B0801N□EA4	1	C1C2B0802N□EA4	
C1C1B0801P□PA3	2	C1C2B0802P□PA3		C1C1B0801P□EA4	2	C1C2B0802P□EA4	

M8		M8		Q8x8	Q8x8	M12	
P1S1B8801N□3A2	1	P1S1B8801N□PA3		P1C1B1202N□3A2	1	P1C2B1204N□3A2	
P1S1B8801P□3A2	2	P1S1B8801P□PA3		P1C1B1202P□3A2	2	P1C2B1204P□3A2	
P1S1B8802N□3A2	1	P1S1B8802N□PA3		P1C1B1204N□3A2	1	P1C2B1208N□3A2	
P1S1B8802N□3A2	2	P1S1B8802P□PA3		P1C1B1204P□3A2	2	P1C2B1208P□3A2	
P1S1B8803N□3A2	1	P1S1B8803N□PA3		P1C1B1206N□3A2	1	P1C2B1210N□3A2	
P1S1B8803N□3A2	2	P1S1B8803P□PA3		P1C1B1206P□3A2	2	P1C2B1210P□3A2	
				P6D1B1202NA	7	P6D2B1204NA	
				P7C1B1202A□3B2	4	P7C2B1204A□3B2	
				P8C1B1202U□3B2	4	P8C2B1204U□3B2	
				C1C1P1203N□3A2	1	C1C2P1206N□3A2	
				C1C1P1203P□3A2	2	C1C2P1206P□3A2	

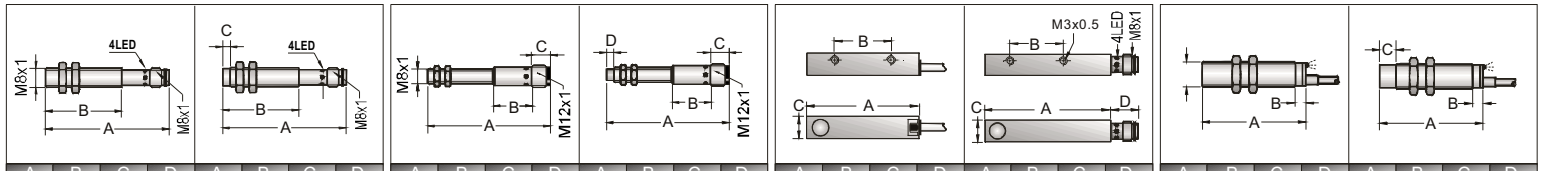

A	B	C	D	A	B	C	D	A	B	C	D	A	B	C	D	A	B	C	D	A	B	C	D	A	B	C	D	A	B	C	D
60	40			60	40	4		70	23	8		70	23	8	4	40	20	8x8		50	20	8x8	10	50	5			50	5	8		30
																								60	15			60	15	8		
60	40			60	40	4		70	23	8		70	23	8	4									59	10			59	10	8		
																								25	0			25	0	8		

Pico-Style(M8)	Euro-Style(M12)	3 ϕ 3x0.15	Pico-Style(M8)	4ϕ 3x0.15 or 4ϕ 3x0.34 or 4ϕ 2x0.34	
Approx.15 g	Approx.22 g	Approx.38 g	Approx.38 g	Approx.67 g	Approx.65 g

ANALOG INDUCTIVE PROXIMITY SENSOR

M8	M8	M12	M12
Shielded	Non-shielded	Shielded	Non-shielded
Sn: 0.1-1.5mm	Sn: 0.1-2.5mm	Current Output Sn:0.1-2.5 mm, Voltage Output Sn:0.3-2.5 mm	Current Output Sn:0.1-4 mm, Voltage Output Sn:1-4 mm
Current Output	Current Output	Current Output	Current Output
Cable Type: P5C1B081.5GI3A2	Cable Type: P5C2B082.5GI3A2	Cable Type: P5C1B122.5GI3A2	Cable Type: P5C2B1204GI3A2
Connector Type: P5C1B081.5GIPA3	Connector Type: P5C2B082.5GIPA3	Connector Type: P5C1B122.5GIEA4	Connector Type: P5C2B1204GIEA4
Voltage Output	Voltage Output	Voltage Output	Voltage Output
Cable Type: P5C1B081.5GV3A2	Cable Type: P5C2B082.5GV3A2	Cable Type: P5C1B122.5GV3A2	Cable Type: P5C2B1204GV3A2
Connector Type: P5C1B081.5GVPA3	Connector Type: P5C2B082.5GVPA3	Connector Type: P5C1B122.5GVEA4	Connector Type: P5C2B1204GVEA4
Voltage & Current output	Voltage & Current output	Voltage & Current output	Voltage & Current output
Cable Type:	Cable Type:	Cable Type:	Cable Type:
Connector Type:	Connector Type:	Connector Type:	Connector Type:
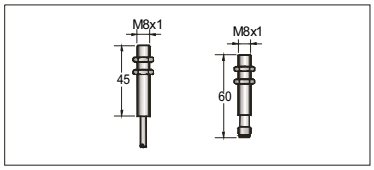	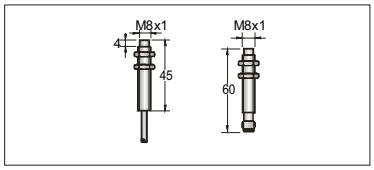	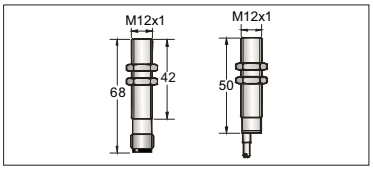	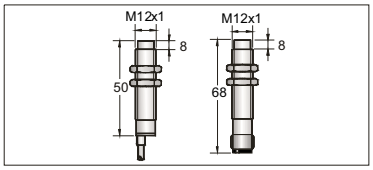
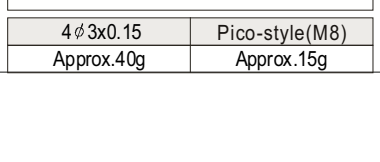	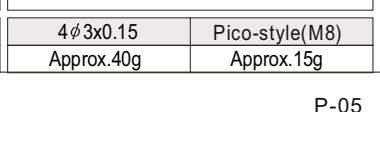		
4ϕ3x0.15 / Pico-style(M8)	4ϕ3x0.15 / Pico-style(M8)	4ϕ 3x0.15 / Euro-style(M12)	4ϕ 3x0.15 / Euro-style(M12)
Approx.40g / Approx.15g	Approx.40g / Approx.15g	Approx.67g / Approx.30g	Approx.67g / Approx.30g

M12			M12			M18			M18		
●		○	●		○	●		○	●		○
2mm,4mm,6mm		4mm,8mm,10mm	2mm,3mm,4mm,6mm		4mm,6mm,8mm,10mm	5mm,8mm,12mm		8mm,16mm,20mm	5mm,8mm,12mm		8mm,16mm,20mm
P1C1B1202N□3S2	1	P1C2B1204N□3S2	P1C1B1202N□EA4	1	P1C2B1204N□EA4	P1C1B1805N□3A2	1	P1C2B1808N□3A2	P1C1B1805N□3S2	1	P1C2B1808N□3S2
P1C1B1202P□3S2	2	P1C2B1204P□3S2	P1C1B1202P□EA4	2	P1C2B1204P□EA4	P1C1B1805P□3A2	2	P1C2B1808P□3A2	P1C1B1805P□3S2	2	P1C2B1808P□3S2
P1C1B1204N□3S2	1	P1C2B1208N□3S2	P1C1B1204N□EA4	1	P1C2B1208N□EA4	P1C1B1808N□3A2	1	P1C2B1816N□3A2	P1C1B1808N□3S2	1	P1C2B1816N□3S2
P1C1B1204P□3S2	2	P1C2B1208P□3S2	P1C1B1204P□EA4	2	P1C2B1208P□EA4	P1C1B1808P□3A2	2	P1C2B1816P□3A2	P1C1B1808P□3S2	2	P1C2B1816P□3S2
P1C1B1206N□3S2	1	P1C2B1210N□3S2	P1C1B1206N□EA4	1	P1C2B1210N□EA4	P1C1B1812N□3A2	1	P1C2B1820N□3A2	P1C1B1812N□3S2	1	P1C2B1820N□3S2
P1C1B1206P□3S2	2	P1C2B1210P□3S2	P1C1B1206P□EA4	2	P1C2B1210P□EA4	P1C1B1812P□3A2	2	P1C2B1820P□3A2	P1C1B1812P□3S2	2	P1C2B1820P□3S2
						P6D1B1805NA	7	P6D2B1808NA			
			P7C1B1202A□ MB3	4	P7C2B1204A□MB3	P7C1B1805A□ 3B2	4	P7C2B1808A□3B2	P7C1B1805A□ 3S2	4	P7C2B1808A□3S2
			P8C1B1202U□MB3	4	P8C2B1204U□MB3	P8C1B1805U□3A2	4	P8C2B1808U□3A2	P8C1B1805U□3S2	4	P8C2B1808U□3S2
			C1C1P1203N□EA4	1	C1C2P1206N□EA4	C1C1P1808N□3A2	1	C1C2P1815N□3A2			
			C1C1P1203P□EA4	2	C1C2P1206P□EA4	C1C1P1808P□3A2	2	C1C2P1815P□3A2			
						C7C1P1808A□2B2	6	C7C2P1815A□2B2			
						C8C1P1808U□2B2	6	C8C2P1815U□2B2			
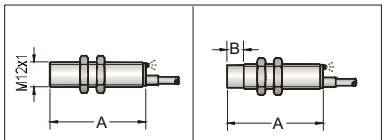			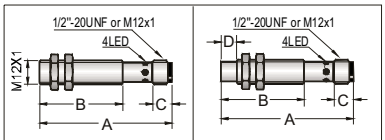			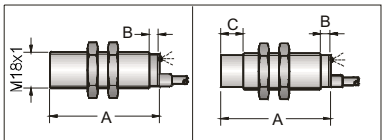			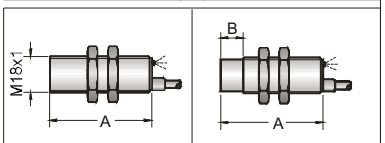		
A	B	C	D	A	B	C	D	A	B	C	D
30				30	8			68	39	8	
								68	39	8	8
								68	39	8	8
								68	39	8	8
4ϕ 3x0.15						Euro-Style(M12) or Micro-Style(M12)					
Approx.67 g				Approx.65 g		Approx.14g					

	M18			M18			M30			M30		
	Shielded			Non-shielded			Shielded			Non-shielded		
-4 mm	Sn:1-4 mm			Sn:1-7 mm			Sn:5-10 mm			Sn:7-14 mm		
	Current Output			Current Output			Current Output			Current Output		
	Cable Type: P5C1B1804GI3A2			Cable Type: P5C2B1807GI3A2			Cable Type: P5C1B3010GI3A2			Cable Type: P5C2B3014GI3A2		
	Connector Type: P5C1B1804GIEA4			Connector Type: P5C2B1807GIEA4			Connector Type: P5C1B3010GIEA4			Connector Type: P5C2B3014GIEA4		
	Voltage Output			Voltage Output			Voltage Output			Voltage Output		
	Cable Type: P5C1B1804GV3A2			Cable Type: P5C2B1807GV3A2			Cable Type: P5C1B3010GV3A2			Cable Type: P5C2B3014GV3A2		
	Connector Type: P5C1B1804GVEA4			Connector Type: P5C2B1807GVEA4			Connector Type: P5C1B3010GVEA4			Connector Type: P5C2B3014GVEA4		
	Voltage & Current output			Voltage & Current output			Voltage & Current output			Voltage & Current output		
	Cable Type: P5C1B1804GM4A2			Cable Type: P5C2B1807GM4A2			Cable Type: P5C1B3010GM4A2			Cable Type: P5C2B3014GM4A2		
	Connector Type: P5C1B1804GMEA4			Connector Type: P5C2B1807GMEA4			Connector Type: P5C1B3010GMEA4			Connector Type: P5C2B3014GMEA4		
	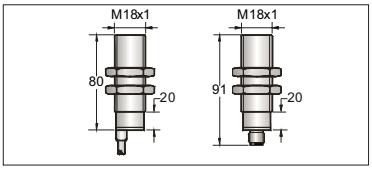			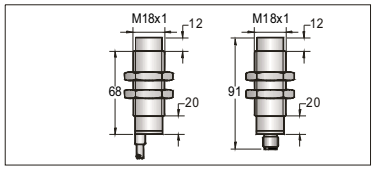			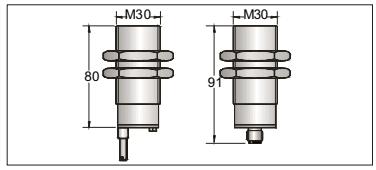			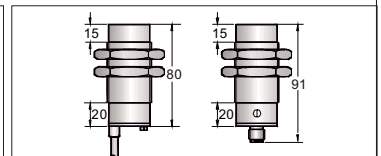		
12)	5.8ϕ3x0.5	Euro-style(M12)		5.8ϕ3x0.5	Euro-style(M12)		5.8ϕ3x0.5	Euro-style(M12)		5.8ϕ3x0.5	Euro-style(M12)	
	Approx.142g	Approx.69g		Approx.142g	Approx.69g		Approx.252g	Approx.187g		Approx.252g	Approx.187g	

INDUCTIVE PROXIMITY SENSOR

SPECIFICATIONS

Power	DC Inductive	DC Capacitive	AC Inductive	AC Capacitive	AC/DC Inductive	AC/DC Capacitive	NAMUR
Diameter	ϕ3/M4/ϕ4/M5/M8/M12/M18/M30/ϕ34		M12 / M18 / M30/ ϕ34		M12 / M18 / M30/ ϕ34		ϕ4 / M5 / M8/M12/M18/M30
Switching Distance, Sn: mm	0.6mm ~ 40mm		2mm ~ 40mm		2mm ~ 40mm		0.8mm ~ 15mm
Operating Voltage	10-30VDC		20-250VAC		20-250VDC or 20-250VAC		6-12VDC
Ripple	<10%		-		-		-
No Load Current	<10mA		<1.8mA	<2.5mA	<2.5mA		>2.2mA(NO), <1.1mA(OFF)
Max. Load Current	200mA	300mA, 200mA(m8,12)	400mA	300mA	M12=100mA, M18,M30=200mA		-
Surge Current	-		5A(20ms)		2.2A(20ms)		-
Min. Load Current	-		5mA		5mA		-
Leakge Current	<0.01mA		<1.8mA	<2.5mA	<2.5mA		-
Voltage Drop	<1.5V	<2.0V	<8VAC at 400mA	<9VAC at 300mA	<=10 VAC; <=8VDC		-
Switching Frequency	See sky-e main catalogue for detailed						
Response Time	See sky-e main catalogue for detailed						
Switching Hysteresis	<15%(Sr)		<15%(Sr)		<15%(Sr)		<15%(Sr)
Repeat Accuracy	<1.0%(Sr)	<5.0%(Sr)	<1.0%(Sr)	<5.0%(Sr)	<1.0%(Sr)	<5.0%(Sr)	<2.0%(Sr)
Protection Category	IP67		IP67		IP67		IP67
Temperature Drift	<10%(Sr)		<10%(Sr)		<10%(Sr)		<10%(Sr)
Short Circuit Protection	YES		No		YES(M12 DC 10-30VOnly)		-
Overload Trip Point	>220mA		-		-		-
Operating Conditions	-25°C - +70°C		-25°C - +70°C		-25°C - +70°C		-25°C - +70°C
Insulation Resistance	>20MΩ With 500 DC		>20MΩ With 1500 AC		>20MΩ With 1500 AC		>20MΩ With 1500 AC
EMC	RFI>10V/m / EFT>1KV / ESD>4KV(contact)						
Shock / Vibration	IEC 60947-5-2, Part 7.4.1 / IEC30947-5-2,Part 7.4.2						

TERMINAL CONNECTIONS

(1) DC NPN N.O. or N.C.

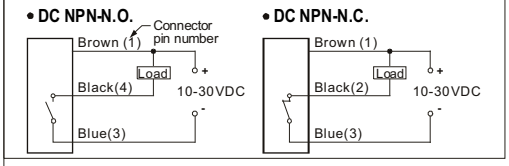

(2) DC PNP N.O. or N.C.

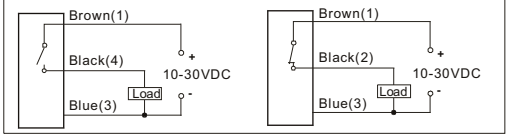

(3) 5 Way Rotatable Sensing Head

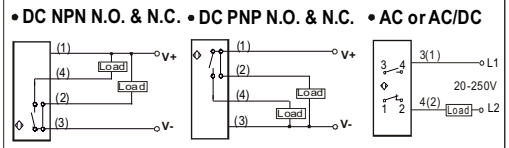

(4) AC or AC/DC (Brass Housing)

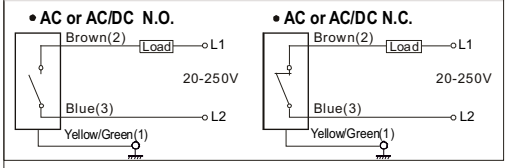

(5) Analog

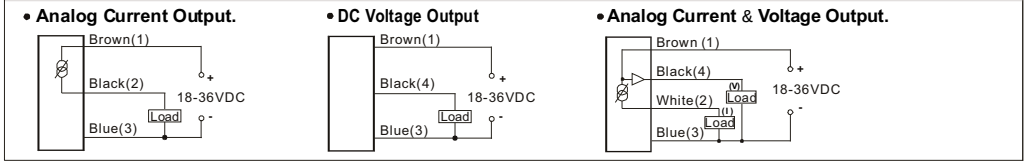

(6) AC or AC/DC TWO WIRE(Plastic Housing)

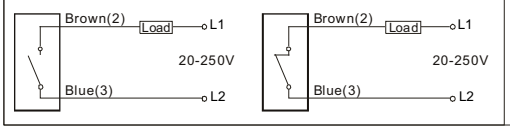

(7) NAMUR

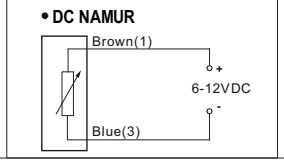

(8) CONNECTIONS

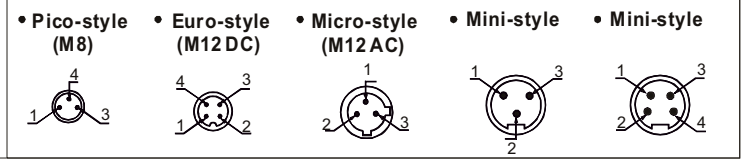

MOUNTING

Shielded Mounting for Standard & Extended Sensing Range Types

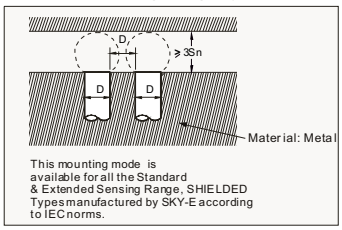

Shielded Mounting for Longer Sensing Range Types

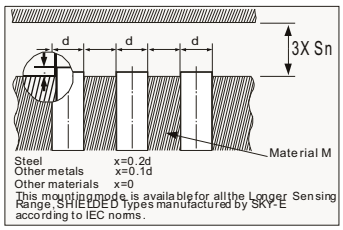

Non-Shielded Mounting for all Range Types

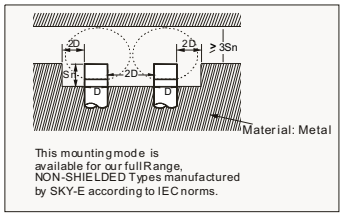

CORRECTION FACTORS

Target Material	Correction Factor
Steel	1.0
Stainless Steel	0.8-1.0
Brass	0.4-0.7
Aluminum	0.4-0.7
Copper	0.2-0.5

SWITCHES INTERNATIONAL CC.
(011) 462-4253 ph / (011)462-4310 fax
www.switches.co.za