

# SE3X Rotary paddle level switch



## DESCRIPTION

SE3X rotary paddle level switch is composed by a clutch and a shaft connected with a rotating paddle. While the switch operates, where the motor keeps rotating if non-contact with material. Once it's attached by the material, the clutch unloads instantly, then the motor stopped and triggered an output signal.

SE3X rotary paddle level switch could be applied for chemical, plastic, cement, pharmaceutical, animal feeding and food industries. Its compact body and easy installation make it perfectly suitable for limited spaces. SE3X also equipped with adjustable torque spring to fit wide density range. In addition, the unique dual color LED indicator benefits user to have a timely observation of the working condition.

The wide operating temperature allows it to work under most of environments. The embedded motor fixture improves the robustness, reliability and life. It complies with explosion-proof requirements, therefore user may expect good durability and stability in such environment.

## SPECIFICATIONS

|                   |   |
|-------------------|---|
| Supply voltage    | 24/110/220/240Vac 50/60Hz, 24Vdc                          |
| Output voltage    | 5A/250Vac, 5A/30Vdc                                       |
| Display status    | Green: Working<br>Red: Stopped                            |
| Ambient temp.     | -40~85 °C   |
| Operating temp.   | -40~85 °C   |
| Housing material  | Aluminum alloy (ADC-12)                                   |
| IP rating         | IP 65   |
| Speed             | 1 RPM   |
| Applicable S.G.   | 0.3~1 g/cm <sup>3</sup>                                   |
| Power consumption | Max.1.5 W   |
| Explosion rate    | Dust Explosion<br>DIP A20/21 T <sub>A</sub> , T3~T6 I P65 |

## FEATURES

- Products design complies with explosion proof standard.  
Special design of motor structure provides the best durability.
- Ergonomic housing designed .
- Unique dual color LED indicator benefit user to have a timely observation.
- Good working performance in low temperature environment.
- Oil sealed design prevents dust penetration.
- Adjustable torque spring.
- Folding paddle allows one step installation from tank wall.
- Compact design and easy installation.

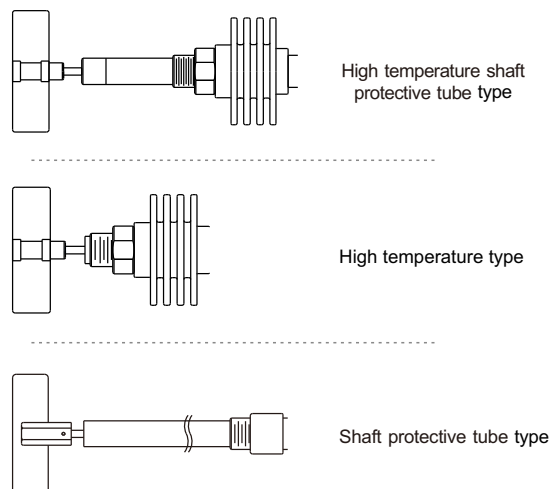
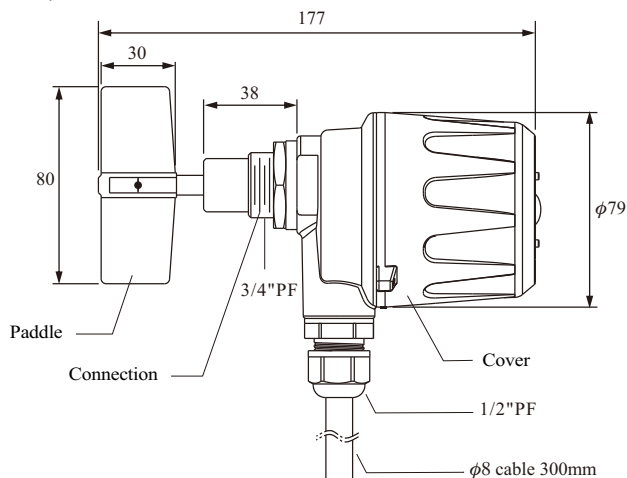
## APPLICATIONS

- Animal feed mill
- Plastic mill
- Incinerator plant
- Cement plant
- Ready-mix concrete plant
- Asphalt plant
- Chemical plant
- Power plant
- Pharmaceutical industry



## DIMENSION

(unit:mm)



## ORDER INFORMATION

SE3 ☐ ☐ ☐ ☐ ☐ ☐ ☐ ( ☐ ☐ ☐ ☐ )

Housing type

7: Ex proof type

8: General type

Housing cover

0: Aluminum cover

1: Aluminum cover with LED lamp

2: Plastic

※1 and 2 are not available for SE37.

Model

0: Standard

2: Shaft protective tube

4: High temperature

5: High temperature shaft protective tube

Supply voltage

A: 110Vac, 50/60Hz

B: 220Vac, 50/60Hz

C: 240Vac, 50/60Hz

D: 24Vac, 50/60Hz

E: 24Vdc

Connection

| Size for flange or screw |            | Specification           |            |
|--------------------------|------------|-------------------------|------------|
| C: 3/4"                  | I: 4"      | M: 5kg/cm <sup>2</sup>  | Z: PN40    |
| D: 1"                    | J: 5"      | N: 10kg/cm <sup>2</sup> | Q: PT      |
| 3: 1-1/4"                | K: 6"      | O: 150Lbs               | R: PF(G)   |
| E: 1-1/2"                | S: Special | P: 300Lbs               | T: BSP     |
| F: 2"                    |            | W: PN10                 | U: NPT     |
| G: 2-1/2"                |            | X: PN16                 | S: Special |
| H: 3"                    |            | Y: PN25                 |            |

Paddle shape (mm)

G: Cross paddle

H: Scimitar paddle

I: 100x30 (WxH)

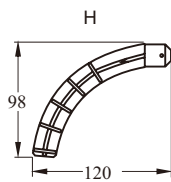
K: Folding paddle

S: Special

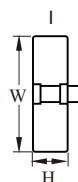
:- None



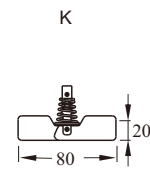
Material: PC



Material: PC



Material: Stainless steel



Material: Stainless steel

Cable length (mm)

0500: below 500mm

1000: 501~1000mm

1500: 1001~1500mm

⋮

※500mm per unit

※Standard length 300mm

